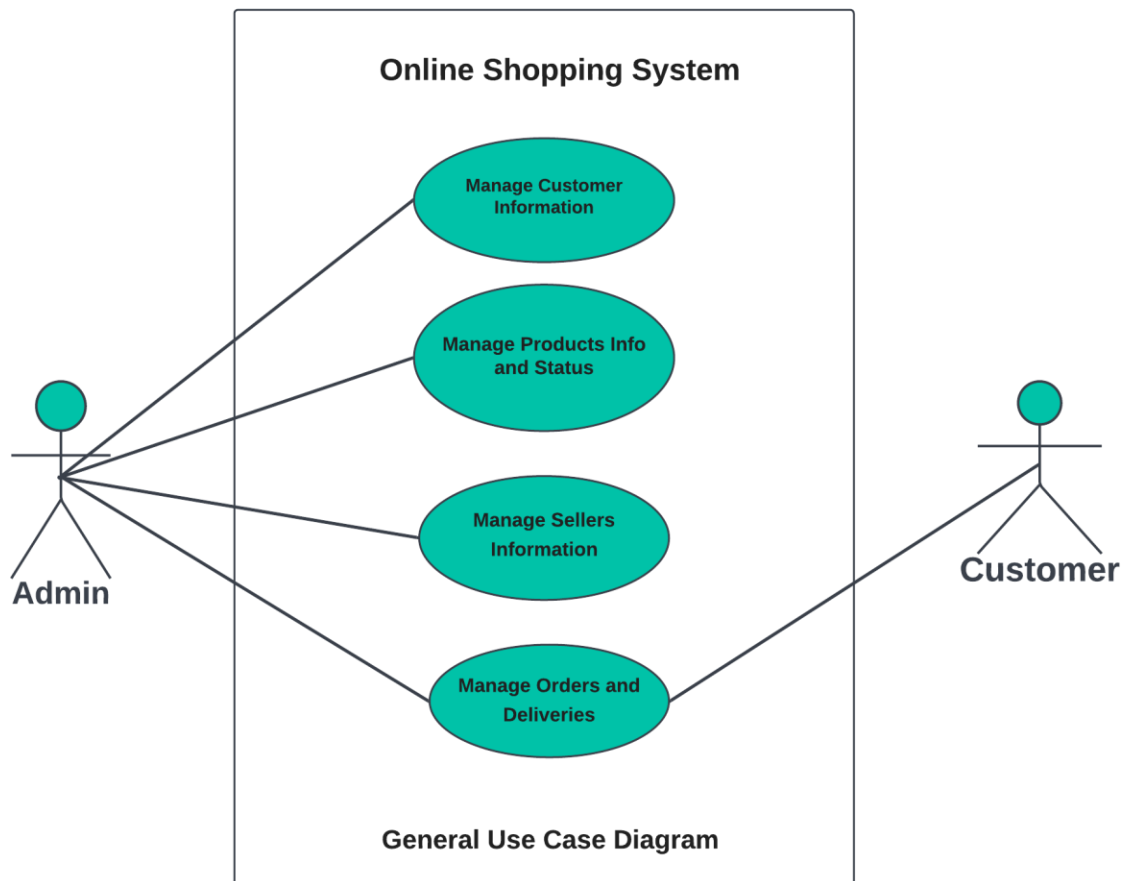


Online Shopping System Project Use Case Diagram

1. General Use Case Diagram of Online shopping Use Case Diagram

Now I present to you the general use case of the Online Shopping System. This diagram shows the general processes or function that the system could do that is based on the activities done by the shopping admin, customers and sellers in the system.

General use case is the most common application of a use case diagram. The use case diagrams depict the system's main components as well as the flow of information between them.



With the help of this general use case, the programmer will have the basis on what could be put into consideration in creating the online shopping system.

Use Case Diagram for Online Shopping with Explanation

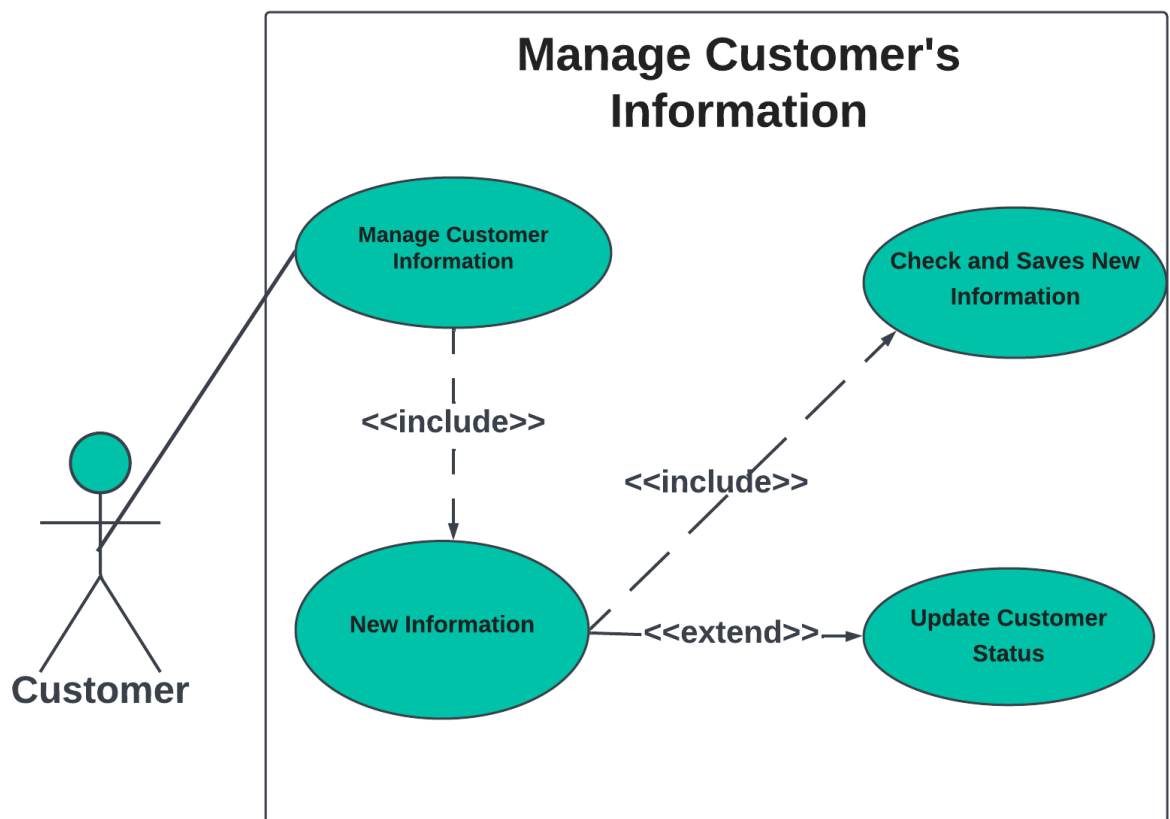
Time needed: 3 minutes.

Here are the diagrams with discussion of **Online Shopping System** Project Use Case Diagram using **Include** and **Extend** 2021.

1. Manage Customers' Information

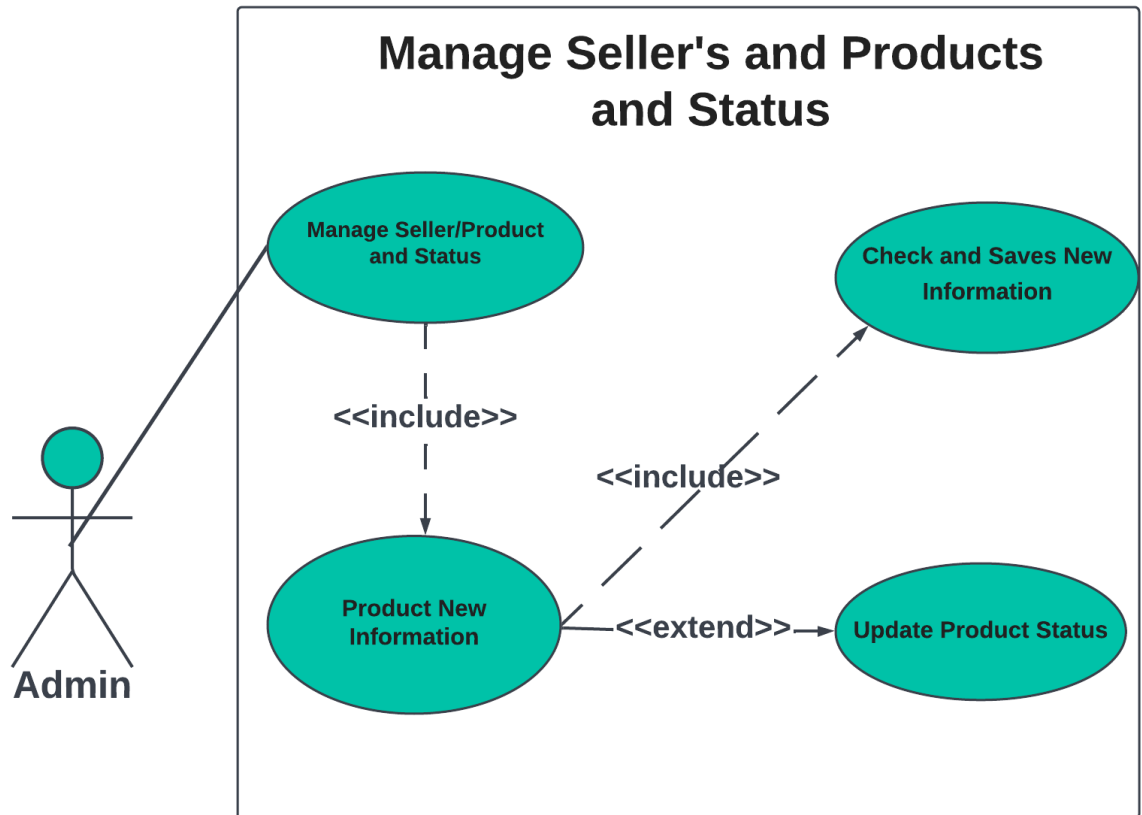
This is where the admin or the main user of the system could control the users/customers that could access the system.

As you can see the customer should have their information encoded to the system. The system then will monitor its details to validate it and then saves the data.



2. Manage Products Info and Status

This is the process where the admin will monitor the products for a certain category to display it as offer to the customers. The monitoring consist of the encoding the products from the sellers, updates the products' status and the count of its orders and deliveries to the customers.



3. Manage Orders and Deliveries

This process explains that the information from the customers request and orders up to deliveries were processed. These information were composed of the date of reservation or order, number of products or items purchased, prizes of each items and total payment and the date of delivery.

Manage Orders and Deliveries

